

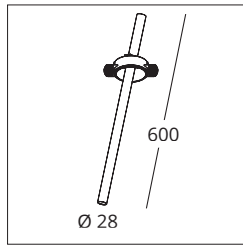
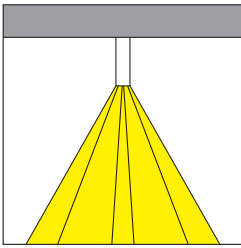
**SERIE B85-RR**

**BEWEGLICH - ORIENTABILE | TRIMLESS**


**ED-DIM DRIVER INKLUSIV**  
ED-DIM DRIVER INCLUSO



**105 MM AUSSCHNITT - FORO 105 MM**



### EIGENSCHAFTEN | CARATTERISTICHE

Farbe Colore	Art. Nr.	W	CREE LED	LM	K	CRI RA	Optik	Driver inclusive	
○	B85-RR302403	8 W	700 mA / 18 V	639 lm	3000 K	> 90	24°	ED	105 mm
●	B85-RR302405	8 W	700 mA / 18 V	639 lm	3000 K	> 90	24°	ED	105 mm

### LICHTVERTEILUNG | DISTRIBUZIONE DELLA LUCE

