

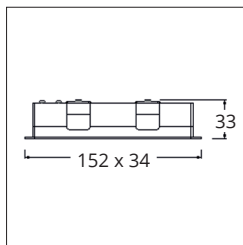
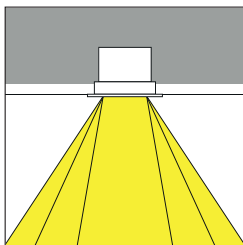


SERIE B572-LPE


FIX - FISSO

OHNE NETZTEIL - SENZA ALIMENTATORE

 **143x31 MM AUSSCHNITT - FORO 143x31 MM**



EIGENSCHAFTEN | CARATTERISTICHE

| Farbe Colore | Art. Nr. | W | CREE LED | LM | K | CRI RA | Optik | Driver inclusive |  |
|-----------------|-----------------|-------|--------------|--------|--------|-----------|-------|---------------------|---|
| ■ | B572-LPE 274805 | 9,7 W | 500 mA / 18V | 808 lm | 2700 K | > 90 | 48° | / | 143 x 31 mm |
| ■ | B572-LPE 304805 | 9,7 W | 500 mA / 18V | 808 lm | 3000 K | > 90 | 48° | / | 143 x 31 mm |

PASSENDEN NETZTEIL | ALIMENTATORE ADATTO

| Art. Nr. Nr. art. | W | V in | Amp. | V out | Amp. out | IP | ta | Dimensions | VP |
|----------------------|------|---------------|------|------------|----------|----|---------------|---------------------|----|
| B96-AL1050CC | 10 W | 220 - 240 VAc | / | 3 - 20 VDC | 500 mA | 20 | -10 ... +45°C | 39 x 22,2 x 75,3 mm | / |

andere Leistungen/Dali > siehe Netzteile | altre potenze/Dali > vedi alimentatori

LICHTVERTEILUNG | DISTRIBUZIONE DELLA LUCE

