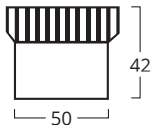




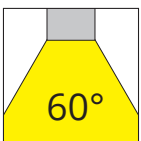
<b>SERIE</b>	<b>B500 / FLAT - 230 VAC   B560</b>
<b>POWER</b>	4 W
<b>LUMEN</b>	470 lm
<b>CREE COB</b>	230 VAC
<b>CRI / RA</b>	> 90



Der LED Einsatz eignet sich für alle Ringe und Rahmen der Serie B5 ...  
 Il modulo LED è adatto a tutti gli anelli e cornici della serie B5 ...


Montageanleitung | Istruzioni montaggio      Download [Homepage](#)

### FÜR NETZSPANNUNG 230 V | PER TENSIONE RETE 230 V



Art. Nr.	W	Lm	K	Driver
B560-276000	4 W	470	2700 K	/
B560-306000	4 W	470	3000 K	/

### OPTIONAL | OPZIONALE



**B566-RR15**  
 Reflektor | Riflettore 15°



**B566-RR25**  
 Reflektor | Riflettore 25°



**B566-RR6004**  
 Reflektor gold | Riflettore oro 60°