

SERIE B529-ELP

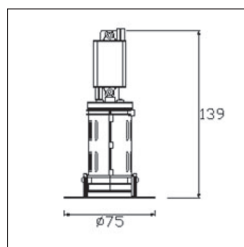
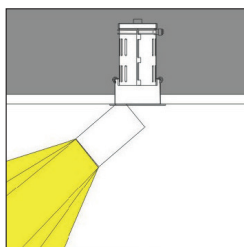
BEWEGLICH - ORIENTABILE

E-DRIVER INKLUSIV - E-DRIVER INCLUSO


TRIMLESS



49 MM AUSSCHNITT - FORO 49 MM



EIGENSCHAFTEN | CARATTERISTICHE

Farbe Colore	Art. Nr.	W	CREE COB	LM	K	CRI RA	Optik	Driver inclusive	
○	B529-ELP 27 3003	3,2 W	350 mA - 9 V	290 lm	2700 K	> 90	36°	E	49 mm
●	B529-ELP 27 3005	3,2 W	350 mA - 9 V	290 lm	2700 K	> 90	36°	E	49 mm
○	B529-ELP 30 3003	3,2 W	350 mA - 9 V	290 lm	3000 K	> 90	36°	E	49 mm
●	B529-ELP 30 3005	3,2 W	350 mA - 9 V	290 lm	3000 K	> 90	36°	E	49 mm

LICHTVERTEILUNG | DISTRIBUZIONE DELLA LUCE

