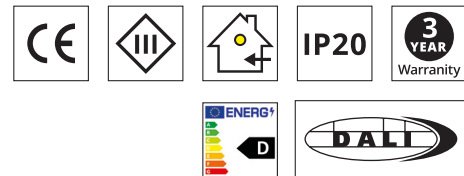
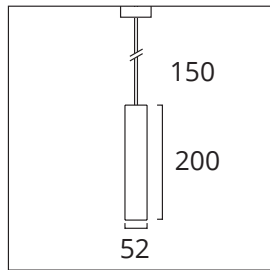
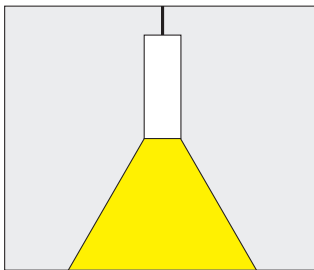


# AUFBAU LED PENDEL | LED PENDOLO



**SERIE B5208-SLP**

**E-DRIVER INTEGRIERT**  
E-DRIVER INTEGRATO



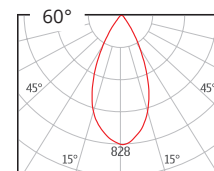
## EIGENSCHAFTEN | CARATTERISTICHE

Farbe Colore	Art. Nr.	W	Volt	CREE COB	LM	K	Optik	ON / OFF	DALI Dim
○	B5208-SLP 27 6003	19 W	400 mA / 28 V	Spot	2087 lm	2700 K	60°	✓	/
●	B5208-SLP 27 6005	19 W	400 mA / 28 V	Spot	2087 lm	2700 K	60°	✓	/
○	B5208-SLP 30 6003	19 W	400 mA / 28 V	Spot	2087 lm	3000 K	60°	✓	/
●	B5208-SLP 30 6005	19 W	400 mA / 28 V	Spot	2087 lm	3000 K	60°	✓	/
○	B5208-SLP 40 6003	19 W	400 mA / 28 V	Spot	2087 lm	4000 K	60°	✓	/
●	B5208-SLP 40 6005	19 W	400 mA / 28 V	Spot	2087 lm	4000 K	60°	✓	/

Auch mit Trimless lieferbar. | Disponibile anche con trimless.



## LICHTVERTEILUNG DISTRIBUZIONE DELLA LUCE



## PASSENDES NETZTEIL | ALIMENTATORE ADATTO

Art. Nr.	W	V in	Amp.	V out	Amp. out	IP	ta	Dimensions	VP
B95-KGP23MCC	23 W	220 - 240 VAc / Dc 180 - 280 V	/	2,5 - 46 V Dc	150 - 500 mA	IP 20	-10 ... +50°C	116 x 30 x 21 mm	/

andere Leistungen/Dali > siehe Netzteile | altre potenze/Dali > vedi alimentatori