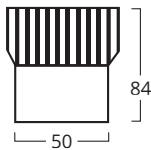




SERIE	B500 / TUNABLE WHITE B5132
POWER	10 W
LUMEN	1000 lm
CREE COB	2 x 350 mA - 30 V
CRI / RA	< 90
LEITER / FILI	2 + 2

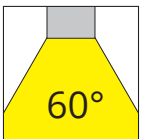


Der LED Einsatz eignet sich für alle Ringe und Rahmen der Serie B5 ...
 Il modulo LED è adatto a tutti gli anelli e cornici della serie B5 ...

Montageanleitung | Istruzioni montaggio

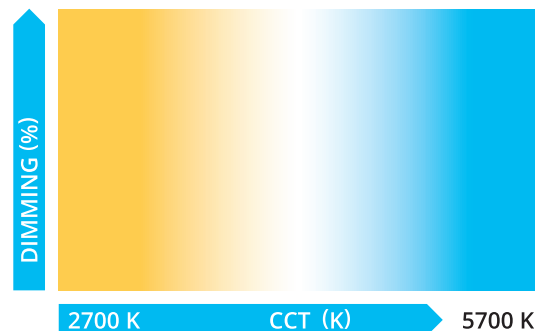
Download [Homepage](#)

OHNE NETZTEIL | SENZA ALIMENTATORE




Art. Nr.	W	Lm	K	Driver
B5132-T27 <> 576035	10 W	1000	2700 - 5700 K	/

TUNABLE WHITE LIGHT



OPTIONAL | OPZIONALE



B566-RR15
Reflektor | Riflettore 15°



B566-RR25
Reflektor | Riflettore 25°



B566-RR6004
Reflektor gold | Riflettore oro 60°