

LED EINSATZ | MODULO LED



SERIE B500 / DIM TO WARM | B5132

POWER 12 W

LUMEN 1320 lm

CREE COB 350 mA - 37 V

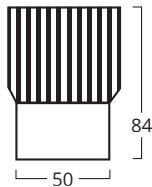
CRI / RA > 90

LEITER / FILI 2

IP20

CE

3
YEAR
Warranty



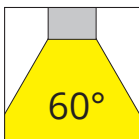
Der LED Einsatz eignet sich für alle Ringe und Rahmen der Serie B5 ...

Il modulo LED è adatto a tutti gli anelli e cornici della serie B5 ...

Montageanleitung | Istruzioni montaggio

Download [Homepage](#)

OHNE NETZTEIL | SENZA ALIMENTATORE




| Art. Nr. | W | Lm | K | Driver |
|------------------|------|------|-------------|--------|
| B5132-2770 60 35 | 12 W | 1320 | 1800-3000 K | / |


DIM TO WARM



OPTIONAL | OPZIONALE



B566-RR15
Reflektor | Riflettore 15°



B566-RR25
Reflektor | Riflettore 25°



B566-RR6004
Reflektor gold | Riflettore oro 60°