

**SERIE B513**

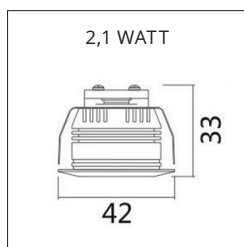
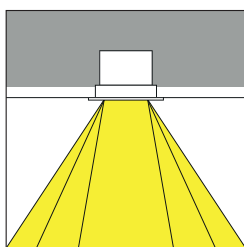
---

**FIX - FISSO**


---

**E-DRIVER INKLUSIV - E-DRIVER INCLUSO**

 **35 MM AUSSCHNITT - FORO 35 MM**



### EIGENSCHAFTEN | CARATTERISTICHE

Farbe Colore	Art. Nr.	W	CREE COB	LM	K	CRI RA	Optik	Driver inclusive	
○	B513-27 20 703E	2,1 W	700 mA - 3 V	137 lm	2700 K	< 90	30°	E	35 mm
●	B513-27 20 705E	2,1 W	700 mA - 3 V	137 lm	2700 K	< 90	30°	E	35 mm

### LICHTVERTEILUNG | DISTRIBUZIONE DELLA LUCE

